



027 – 2020 Race Vehicle Decals

Posted Online: July 17, 2020

Last Updated: July 17, 2020

(Subject to Change)

Competitors will be required to properly display PPIHC vehicle decals during PPIHC Race Activities (PPIHC-sanctioned Testing Days, Race Week Practice/Qualifying Days, and Race Day) per the following schedule.

Mandatory Decal Display Schedule*:

PPIHC-sanctioned Testing Days

- Car numbers as specified in 2020 Rule Book below
- Gran Turismo Windshield Banner

Practice/Qualifying Days/Race Day

- All decals specified in the diagram below.

**Any competitor failing to display all required decals will not be eligible to take a green flag.*

The PPIHC will provide all required decals with the exception of the vehicle numbers. The PPIHC assigns and approves each Competitor's official race number, but does not provide the backing and/or decal and/or paint for the vehicle. All vehicles must have all required decals in place prior to passing Technical Inspection and receiving the Official PPIHC Technical Decal.

Per the 2020 PPIHC Rule Book:

13.3 Race Vehicle Decals

13.3.1 – Approved PPIHC event decals must be displayed in a prominent area on both sides of the race vehicle during all phases of the event.



13.3.2 – All required PPIHC event and/or event sponsor decals or markings must be present in their specified location as noted in the event bulletins. Any unauthorized alteration such as cutting or modifying is not allowed. A minimum fine of \$500 per alteration will be issued to any violators. Participants are responsible for the application of required decals. See Diagram A (below) for required decals and location placement.










13.3.3 – Slogans, designs or advertising on the vehicles must be appropriate and acceptable to the Director of Competition or his/her designee.

13.3.4 – The PPAHCEM reserves the right to have any decals, marks or other items removed or covered at their discretion.

13.3.5 – Any accessory or product advertised as being used must be reported in writing to the PPAHCEM more than twenty-four (24) hours prior to the race.

Diagram of Vehicle Decal Placement and Required Decals



| | | |
|-------------------------------------------------------------------------------------------------------------------------------------------------------------------------------------------------------------------------------------------------------------------------------------------|-------------------------------------------------------------------------------------------------------------------------------------------------------------------------------------------------------------------------------------------------------------------------------------------------------------------------------------------------------------------|------------------------------------------------------------------------------------------------------------------------------------------------------------------------------------------------|
| <p>Gran Turismo Windshield Banner</p>  <p>Display centered on the top of the windshield / visor (no other commercial decals permitted). See section 13.3.5 in the 2020 PPIHC Rule Book.</p> | <p>Vehicle Number Decal</p> <p style="font-size: 2em; text-align: center;">16</p> <p>Display on: 1. Both sides of the vehicle 2. Hood or Roof (or Nose as applicable) Minimum of 12 inches (30.48 cm) tall. Color must contrast with background.</p> | <p>Official PPIHC Technical Decal</p>  <p>Display on both sides of vehicle behind front wheel.</p> |
| <p>PPIHC Division Decal</p>  <p>Display on both sides of vehicle behind front wheel.</p> | <p>Master Electrical Shut-Off Decal</p> <p>Display near master electrical shut-off switch.</p>  <p>Fire Suppression Decal</p> <p>Display near fire suppression system.</p>  | <p>Tow Hook Decal</p>  <p>Display near rear and front tow hooks.</p> |
| <p>Oxygen On-board Decal</p>  <p>Display on both sides of vehicle on door or near driver (as applicable).</p> | <p>Fuel Type Decal</p>  <p>Display on both sides of vehicle near fuel cell.</p> | <p>Transponder Decal</p>  <p>Display near desired transponder location on vehicle.</p> |